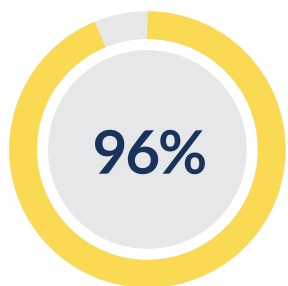


Da Vinci Attendance Bands



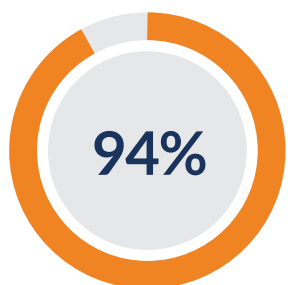
Group 1 | 100% - 97%

Students with this attendance are of **no concern** and should achieve the best grades they can leading to better prospects for work, college or university.



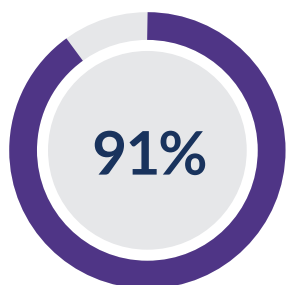
Group 2 | 96.9% - 95%

Students with this attendance **need to take care**. They are likely to achieve but not exceed their target grades and have good opportunities for work, college and university.



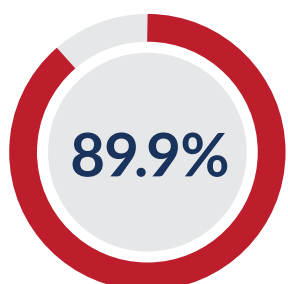
Group 3 | 94.9% - 93%

Students with this attendance are at **risk of underachievement**. They will find it difficult to achieve their best.



Group 4 | 92.9% - 90%

Students with this attendance are at a **severe risk of underachievement**. They are missing a month of school per year and may drop an exam grade; it will be difficult for them to achieve their best.



Group 5 | 89.9% and below

Students with attendance this low are at an **extreme risk of underachievement**. They are missing a year of school over the five years of secondary education; it will be almost impossible to keep up with work.

